

As you may already know, the Vancouver Fringe Festival is moving forward with “staggered” dates for the 2020 Festival. We have created the [Artist FAQ](#) document to provide you with as much information as possible and we hope it helps with your decision making.

The official process to let us know whether you would like to participate, defer, or withdraw is to fill out the **2020 Participation** questionnaire on Eventotron by **August 15**. Please follow the instructions below to find the form.

1. Go to [Eventotron.com](https://www.eventotron.com) and click on “Login/Sign-Up”.



EVENTOTRON

Eventotron is an all-in-one arts management system bringing together artists, live performance events, venues and festivals all around the world.

More Arts. Less Admin.



2. Enter your log in information and sign in.

EVENTOTRON

EXISTING USERS

Email address

Password

sign in

Forgotten or missing password?

NEW USERS

Email address

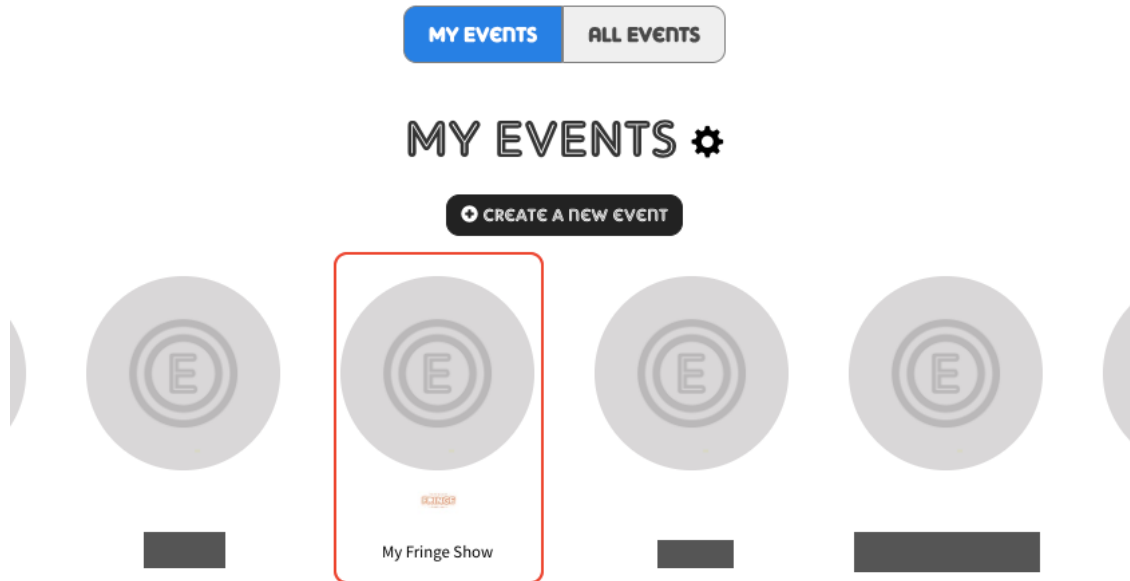
Password

Confirm Password


REGISTER

By registering, you are agreeing to our terms and conditions and privacy policy.


- If you have multiple Events registered in Eventotron, select the Event registered to Vancouver Fringe. If you only have one Event in Eventotron the system should auto-select for you.



- Click on “Vancouver Fringe 2020”.



- On the left panel, click on “2020 Participation”.

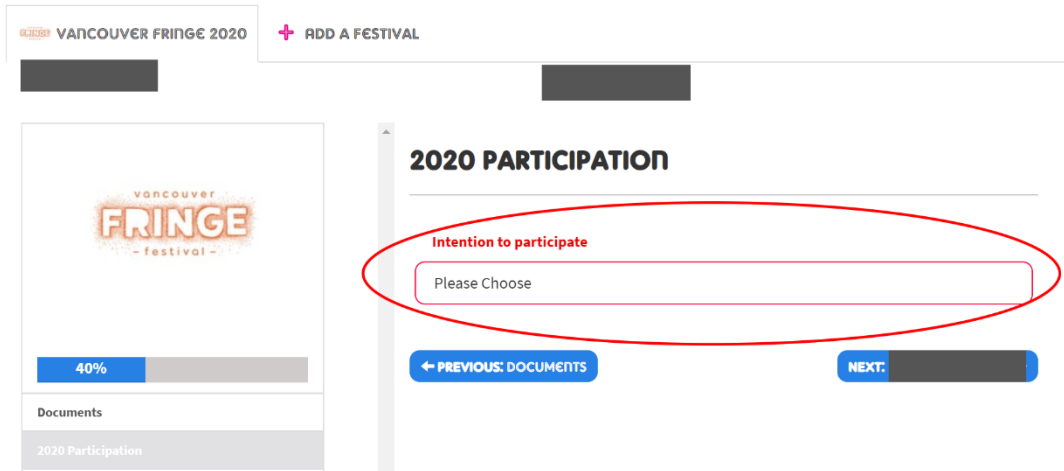




2020 Participation Instructions

6. Use the dropdown option to indicate your participation, deferral, or withdrawal, and fill out the questionnaire accordingly. *Please note, the form saves automatically so there is no "save" or "submit" button.*

EVENT: My Fringe Show 

A screenshot of the Vancouver Fringe 2020 participation form. The top left shows the event name "VANCOUVER FRINGE 2020" and a "+ ADD A FESTIVAL" button. Below this is a dark grey bar. The main content area is titled "2020 PARTICIPATION". Underneath, there is a red oval highlighting a dropdown menu labeled "Intention to participate" with the text "Please Choose" inside. Below the dropdown are two buttons: "← PREVIOUS: DOCUMENTS" and "NEXT: [dark grey bar]". On the left side of the form, there is a sidebar with the Vancouver Fringe logo, a progress bar showing "40%", and a list of documents including "2020 Participation".

If you have any issues or questions, please email artist@vancouverfringe.com.